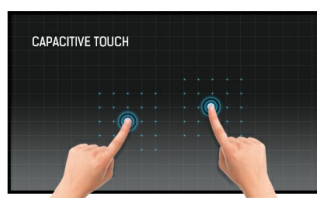



### 43" 12pt Open Frame touch monitor with edge-to-edge glass

The Full HD (1920x1080) Open Frame TF4338MSC is the ideal interactive display solution for education, kiosks, interactive Digital Signage and in-store communications. The Projective Capacitive (PCAP) touch technology with 12 touch points ensures a seamless and accurate touch response. Featuring a metal housing with 60950-1 ball-drop proof, scratch-resistant, edge-to-edge glass and an IPS panel; this display can be used in landscape, portrait and face-up orientation in the most demanding environments for maximum flexibility and accessibility. Either as a stand-alone wall mounted solution or built-in a desk or kiosk thanks to its Open Frame mounting holes.



#### Touch technology - Capacitive

This technology uses a sensor-grid of micro-fine wires integrated into the glass that covers the screen. Touch is detected because electrical characteristics of the sensor grid change when human finger is placed on the glass. Thanks to the glass overlay this technology is highly durable, and the touch function remains unaffected even if the glass is scratched. It offers perfect picture performance and will work with human finger (also latex gloved) and stylus-pen.



#### Open frame

Open frame monitors feature special mounting screw holes on all sides of the monitor that can be used for installing the monitor. Open Frame monitors are an ideal solution for kiosk integrators and Instore Retail.

## 01 DISPLAY CHARACTERISTICS

<b>Design</b>	Edge to edge glass, Open Frame
<b>Diagonal</b>	43", 108cm
<b>Panel</b>	IPS LED, AG coated glass
<b>Native resolution</b>	1920 x 1080 @60Hz (2.1 megapixel Full HD)
<b>Aspect ratio</b>	16:9
<b>Panel brightness</b>	450 cd/m <sup>2</sup>
<b>Brightness</b>	380 cd/m <sup>2</sup> with touch
<b>Light transmittance</b>	84%
<b>Static contrast</b>	1100:1
<b>Response time (GTG)</b>	12ms
<b>Viewing zone</b>	horizontal/vertical: 178°/178°, right/left: 89°/89°, up/down: 89°/89°
<b>Colour support</b>	16.7mln
<b>Horizontal Sync</b>	30 - 83kHz
<b>Viewable area W x H</b>	529.41 x 941.18mm, 20.8 x 37.1"
<b>Pixel pitch</b>	0.4902mm
<b>Bezel colour and finish</b>	black, matte

## 02 TOUCH

<b>Touch technology</b>	projective capacitive
<b>Touch points</b>	12 (HID, only with supported OS)
<b>Touch method</b>	stylus, finger, glove (latex)
<b>Touch interface</b>	USB
<b>Supported operating systems</b>	All iiyama monitors are Plug & Play and compatible with Windows and Linux. For details regarding the supported OS for the touch models, please refer to the driver instruction file available in the downloads section.
<b>Palm rejection</b>	yes

## 03 INTERFACES / CONNECTORS / CONTROLS

<b>Analog signal input</b>	VGA x1
<b>Digital signal input</b>	DVI x1 (v.1.0) HDMI x2 (v.1.4) DisplayPort x1 (v.1.4)
<b>Audio input</b>	Mini jack x1
<b>Monitor control input</b>	RS-232c x1 (Get/Set Command) RJ45 (LAN) x1 IR x1
<b>Audio output</b>	Mini jack x1 Speakers 2 x 8W
<b>HDCP</b>	yes

## 04 FEATURES

<b>Kiosk mode</b>	yes
<b>Max. non-stop operating time</b>	24/7
<b>Glass thickness</b>	3mm
<b>60950 Ball drop test</b>	yes
<b>Water and dust protection</b>	IP54 (front)

<b>Housing (bezel)</b>	metal
<b>OSD key lock</b>	yes
<b>Remote control lock</b>	yes

## 05 GENERAL

<b>OSD languages</b>	EN, DE, FR, ES, IT, RU, NL, PL
<b>Control buttons</b>	Power, Left/Volume-, Right/Volume+, Scroll Up, Scroll Down, Menu, Enter/Input Select
<b>User controls</b>	picture (picture mode, backlight, contrast, brightness, chroma, phase, sharpness, color temperature, reset), sound (treble, bass, balance, volume, mute, speaker, audio source, reset), screen (aspect, adjust screen, touch feature), setting (language, schedule, power save, control settings, network settings, advanced), setting (advanced, information, all reset)
<b>Plug&amp;Play</b>	DDC2B

## 06 MECHANICAL

<b>Orientation</b>	landscape, portrait, face-up
<b>VESA mounting</b>	400 x 200mm
<b>Mini PC mount</b>	NUC INTEL

## 07 ACCESSORIES INCLUDED

<b>Cables</b>	power, USB, HDMI, DP, IR-Extender
<b>Guides</b>	quick start guide, safety guide
<b>Other</b>	IR extender
<b>Cable cover</b>	yes
<b>Remote control</b>	yes (batteries included)

## 08 POWER MANAGEMENT

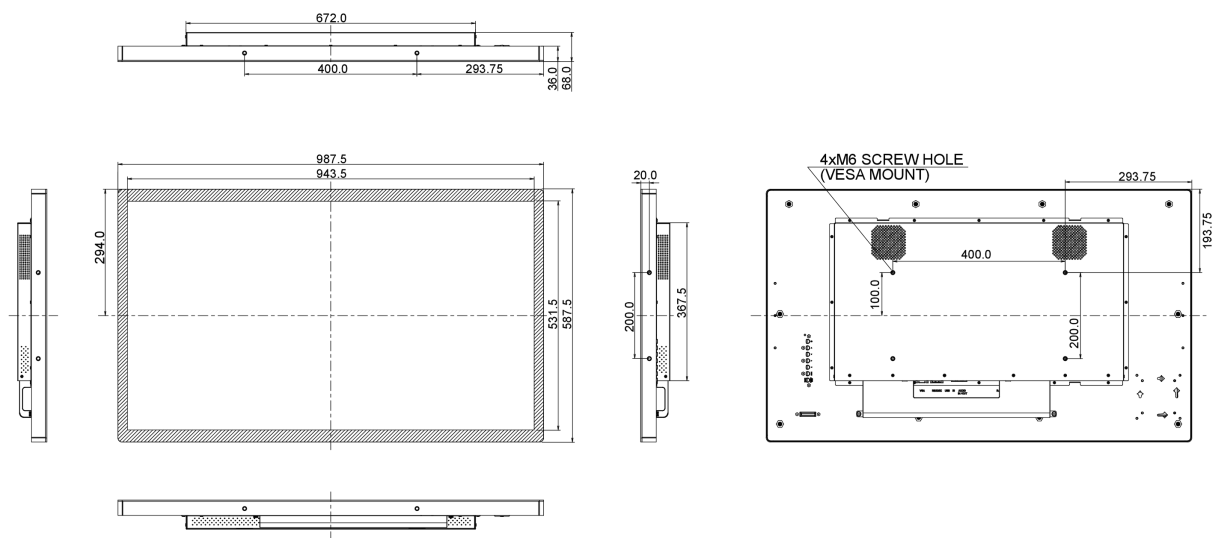
<b>Power supply unit</b>	internal
<b>Power supply</b>	AC 100 - 240V, 50/60Hz
<b>Power usage</b>	75W typical, 1.0W stand by, 1.0W off mode

## 09 SUSTAINABILITY

<b>Regulations</b>	CB, CE, TÜV-Bauart, RoHS support, ErP, WEEE, CU, cULus, REACH
<b>REACH SVHC</b>	above 0.1%: Lead

## 10 DIMENSIONS / WEIGHT

<b>Product dimensions W x H x D</b>	987.5 x 587.7 x 68mm
<b>Weight (without box)</b>	21.6kg
<b>EAN code</b>	4948570115785



All trademarks and registered trademarks acknowledged. E & O E. Specification subject to change without notice. All LCD's comply with ISO-9241-307:2008 in connection with pixel defects.

© IYAMA CORPORATION. ALL RIGHTS RESERVED