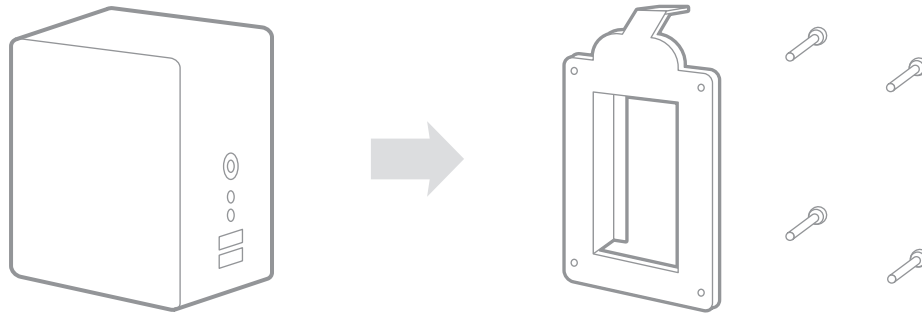


MD BRPCV01 BRACKET - QUICK GUIDE

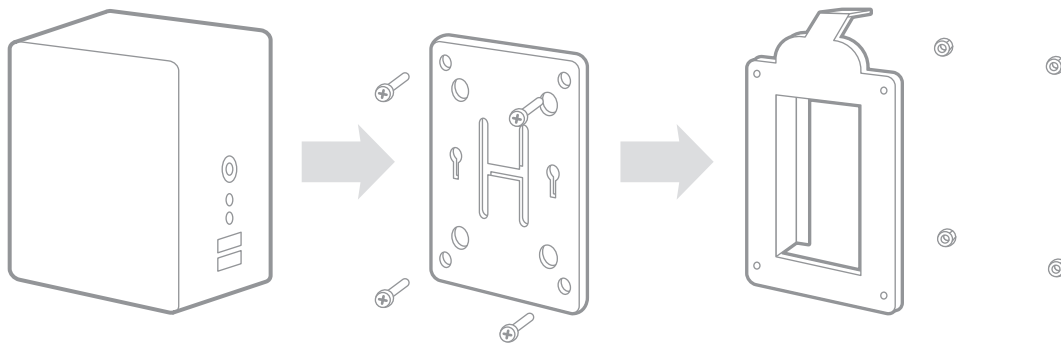
iiyama

The MD BRPCV01 bracket allows for easy installation of a small form factor device to the back of a compatible height adjustable iiyama monitor. Your device can be mounted either directly to the bracket (option 1) or requires the use of an additional plate/bracket which is mounted to the MD BRPCV01 bracket (option 2).



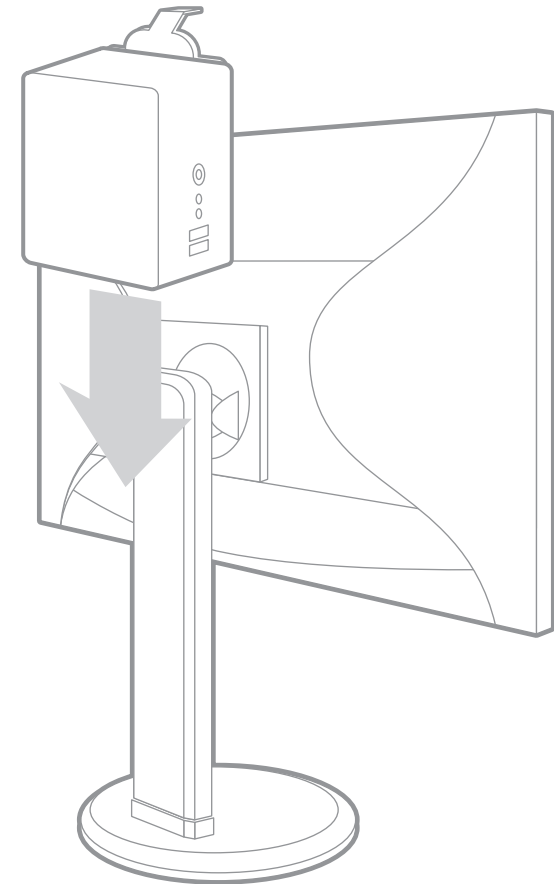
Option 1: For VESA* compatible devices.

Put the device and the bracket together, aligning the positions of the holes. Screw the two together using the screws supplied.



Option 2: For devices supplied with VESA* compliant bracket.

Mount your VESA compliant bracket to the MD BRPCV01 bracket and then attach your device to the set.



Final STEP

Slide the MD BRPCV01 bracket with the mounted device on top of the stand of a compatible iiyama height adjustable monitor.

* VESA 100x100